

SPECIFICATION

Range: **BIG**

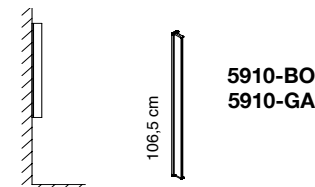
Design: **Marc Sadler**

WALL UPRIGHTS

Codes: **5910-BO, 5910-GA**
height 106,5 cm, depth 7,2 cm

Description: each upright is supplied with two brackets and is made from 50 x 72 mm T-section extruded aluminium fitted with a 105 mm pitch through-hole rack, and a matt white or silver grey epoxy-powder coating. The upright has two top high-tech polymer cap (top and bottom) painted in the same colour as the upright. The shelves are slotted in from the front, whilst the wall-mounting brackets are anchored to the back.

The wall-mounting brackets are made in epoxy-powder coated steel in the same colour as the uprights and have three anchoring points each; they are also fitted with safety elements to guarantee anti-extraction and secure fastening of the uprights to the wall.



Detail of the sideuprights' upper plugs

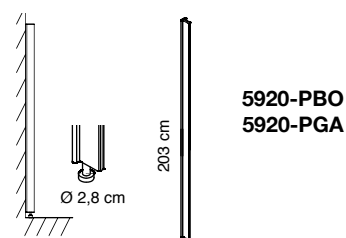
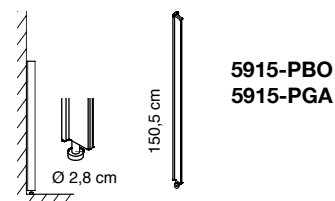
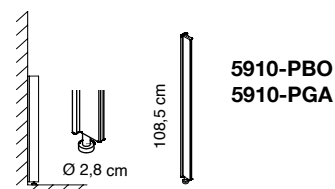
WALL UPRIGHTS WITH FOOT

Codes: **5910-PBO, 5910-PGA** height 108,5 cm, depth 7,2 cm
5915-PBO, 5915-PGA height 150,5 cm, depth 7,2 cm
5920-PBO, 5920-PGA height 203 cm, depth 7,2 cm

Description: each upright is supplied with two brackets and is made from 50 x 72 mm T-section extruded aluminium fitted with a 105 mm pitch through-hole rack, and a matt white or silver grey epoxy-powder coating.

The upright has a top high-tech polymer cap painted in the same colour as the upright. The shelves are slotted in from the front, whilst the wall-mounting brackets are anchored to the back.

The wall-mounting brackets are made in epoxy-powder coated steel in the same colour as the uprights and have three anchoring points each; they are also fitted with safety elements to guarantee anti-extraction and secure fastening of the uprights to the wall. The uprights come with satin nickel-plated steel adjustable feet and locknuts.

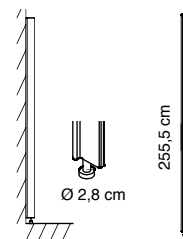


Codes: **5925-PBO, 5925-PGA** height 255,5 cm, depth 7,2 cm

Description: each upright is supplied with two brackets, one with a single coupling and the other with a double coupling fitting; it is made from 50 x 72 mm T-section extruded aluminium fitted with a 105 mm pitch through-hole rack, and a matt white or silver grey epoxy-powder coating.

The upright has a top high-tech polymer cap painted in the same colour as the upright. The shelves are slotted in from the front, whilst the wall-mounting brackets are anchored to the back.

The wall-mounting brackets are made in epoxy-powder coated steel in the same colour as the uprights and have three anchoring points each; they are also fitted with safety elements to guarantee anti-extraction and secure fastening of the uprights to the wall. The uprights come with satin nickel-plated steel adjustable feet and locknuts.

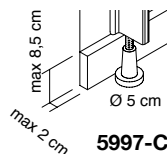


**5925-PBO
5925-PGA**

OPTIONAL FEET

Code: **5997-C**

Description: high \varnothing 50 mm adjustable foot and foot locknut, both made from satin nickel-plated steel. To be used with skirting boards measuring max H. 85 mm and max W. 20 mm. (Suitable for use with codes 5925-PGA, 5925-PBO, 5910-PGA, 5910-PBO, 5915-PGA, 5915-PBO, 5920-PGA, 5920-PBO)



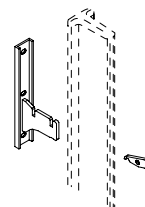
5997-C



ADDITIONAL WALL BRACKETS

Codes: **5992-BO, 5992-GA**

Description: pair of additional wall brackets for uprights in painted aluminium; they are made in matt white or silver grey epoxy-powder coated steel, each with three wall-mounting fittings, with anti-extraction safety element, also made from epoxy-powder coated steel the same colour as the bracket, to be inserted after mounting has been completed, next to the bracket.



**5992-BO
5992-GA**

SHELVES

| | |
|--------------------------------|----------------------------|
| Codes: 5936-BO, 5936-GA | length 160 cm, depth 30 cm |
| 5934-BO, 5934-GA | length 120 cm, depth 30 cm |
| 5932-BO, 5932-GA | length 80 cm, depth 30 cm |

Description: the shelves are made from 2 mm matt white or silver-grey epoxy-powder coated steel sheet. The side, front and rear edges are all folded downwards. The back of the shelf is shaped in order to ensure it fits perfectly flush with the upright. The shelf is coupled to the uprights by means of a special anti-overturn and anti-extraction system.

The shelves are coupled to the uprights without the use of screws or additional fittings and no tools are required during assembly.



Detail of shelf



Perfect alignment of the shelves

INCLINED SHELVES

| | |
|--------------------------------|-----------------------------|
| Codes: 5946-BO, 5946-GA | length 160 cm, height 31 cm |
| 5944-BO, 5944-GA | length 120 cm, height 31 cm |
| 5942-BO, 5942-GA | length 80 cm, height 31 cm |

Description: the inclined shelves are made from 2 mm matt white or silver-grey epoxy-powder coated steel sheet, with the front edge folded upwards and the side edges folded downwards. The back of the shelf is shaped in order to ensure it fits perfectly flush with the upright and easily aligned with the horizontal shelves.

The inclined shelves have a 40 mm raised edge at the front and are inclined at an angle of 60° compared to the horizontal shelves. The shelf is coupled to the uprights by means of a special anti-overturn and anti-extraction system.

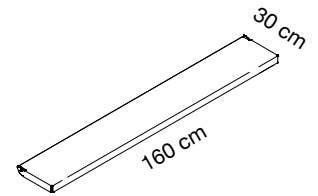
The shelves are coupled to the uprights without the additional fittings and no tools are required during assembly.



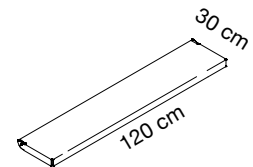
Detail of inclined shelf



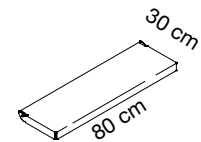
Perfect alignment of the inclined shelves



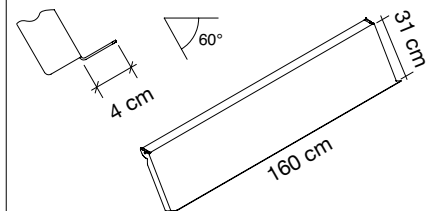
**5936-BO
5936-GA**



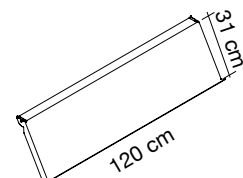
**5934-BO
5934-GA**



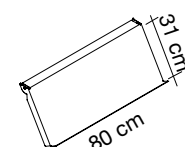
**5932-BO
5932-GA**



**5946-BO
5946-GA**



**5944-BO
5944-GA**

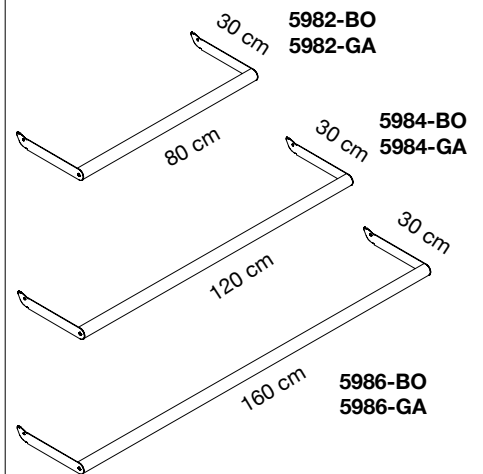


**5942-BO
5942-GA**

CLOTHES HANGER

Codes: **5986-BO, 5986-GA** lenght 160 cm, depth 30 cm
5984-BO, 5984-GA lenght 120 cm, depth 30 cm
5982-BO, 5982-GA lenght 80 cm, depth 30 cm

Description: the clothes hanger elements consist of a bar made in 30 mm diameter chrome-plated steel coupled by two M8 screws to the two side supports made of 2 mm thick matt white or silver-grey epoxy-powder coated steel sheet. The supports are coupled to the uprights via an anti-overtum and anti-extraction system; no screws, additional fittings or tools are required during assembly.

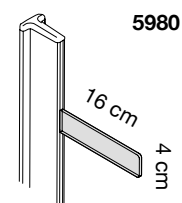
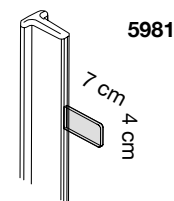


Clothes hanger Big

BOOKENDS

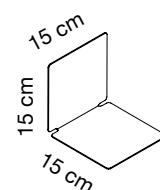
Codes: **5981** lenght 7 cm, height 4 cm
5980 lenght 16 cm, height 4 cm

Description: pair of bookends in translucent high-tech polymer which hook directly onto the upright hinge and are available in two sizes - 7 and 16 cm protruding from the upright.



Codes: **5987-BO, 5987-GA** L 15 cm, P 15 cm, H 15 cm

Description: pair of bookends resting on the shelf made of shaped, folded matt white or silver-grey epoxy-powder coated steel sheet.

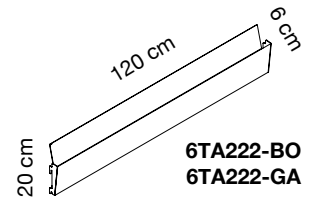


5987-BO, 5987-GA

VERTICAL MAGAZINE RACK

Codes: **6TA222-BO, 6TA222-GA** L 120 cm, P 6 cm, H 20 cm

Description: vertical magazine rack made in matt white or silver grey epoxy-powder coated steel, folded to form a pocket to hold and display magazines. The magazine rack hooks directly onto the upright rack.



Big bookshelf vertical magazine rack