

**SPECIFICATION**

Range: **BIG**

Design: **Marc Sadler**

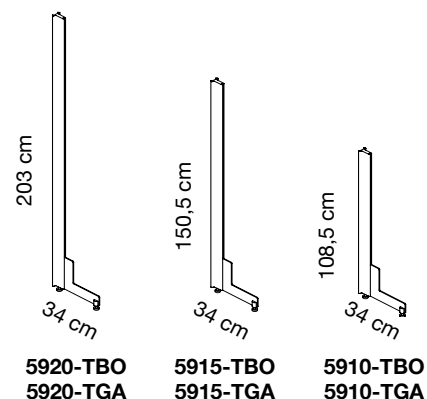
**UPRIGHTS WITH FOOT**

Codes: **5920-TBO, 5920-TGA** height 203 cm, depth 34 cm  
**5915-TBO, 5915-TGA** height 150,5 cm, depth 34 cm  
**5910-TBO, 5910-TGA** height 108,5 cm, depth 34 cm

Description: the uprights are made in 50 x 72 mm T-section extruded aluminium with perforated 105 mm pitch hinges; they are available with a matt white or silver grey epoxy-powder coating and high-tech polymer upper plugs in the same colour as the uprights.

The shelves are slotted in from the front, whilst the rear is fitted with wall brackets to avoid the flip-over of the structures.

The uprights come with epoxy-powder coated feet matching the colour of the frame. The base is fitted with satin nickel-plated steel adjustable feet and locknuts.



Detail of the sideuprights' upper plugs



Detail of the foot

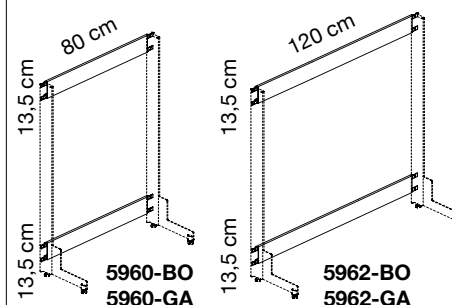
**CROSSBARS**

Codes: **5962-BO, 5962-GA** height 13,5 cm, lenght 120 cm  
**5960-BO, 5960-GA** height 13,5 cm, lenght 80 cm

Description: the uprights are interconnected by pairs of stabilising and bracing rear crossbars. The crossbars are made from matt white or silver-grey folded epoxy-powder coated steel sheet.

The crossbars are attached to the uprights at the back of the structure by zinc-plated screws and steel plates.

The top crossbars can also be used as sign bands.



## SHELVES

Codes: **5934-BO, 5934-GA** length 120 cm, depth 30 cm  
**5932-BO, 5932-GA** length 80 cm, depth 30 cm

Description: the shelves are made from 2 mm matt white or silver-grey epoxy-powder coated steel sheet. The side, front and rear edges are all folded downwards. The back of the shelf is shaped in order to ensure it fits perfectly flush with the upright. The shelf is coupled to the uprights by means of a special anti-overturn and anti-extraction system. The shelves are coupled to the uprights without the use of screws or additional fittings and no tools are required during assembly.



Detail of shelf



Perfect alignment of the shelves

## INCLINED SHELVES

Codes: **5944-BO, 5944-GA** length 120 cm, depth 31 cm  
**5942-BO, 5942-GA** length 80 cm, depth 31 cm

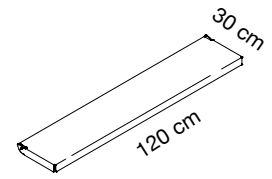
Description: the inclined shelves are made from 2 mm matt white or silver-grey epoxy powder-coated steel sheet, with the front edge folded upwards and the side edges folded downwards. The back of the shelf is shaped in order to ensure it fits perfectly flush with the upright and easily aligned with the horizontal shelves. The inclined shelves have a 40 mm raised edge at the front and are inclined at an angle of 60° compared to the horizontal shelves. The shelf is coupled to the uprights by means of a special anti-overturn and anti-extraction system. The shelves are coupled to the uprights without the additional fittings and no tools are required during assembly.



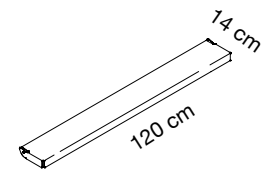
Detail of inclined shelf



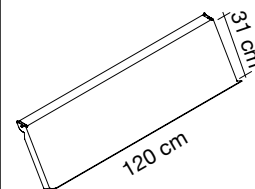
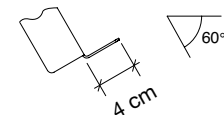
Perfect alignment of the inclined shelves



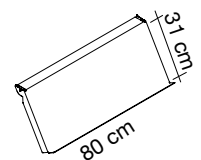
**5934-BO**  
**5934-GA**



**5954-BO**  
**5954-GA**



**5944-BO**  
**5944-GA**

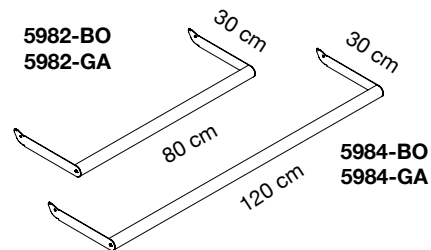


**5942-BO**  
**5942-GA**

CLOTHES HANGER

Codes: **5984-BO, 5984-GA** lenght 120 cm, depth 30 cm  
**5982-BO, 5982-GA** lenght 80 cm, depth 30 cm

Description: the clothes hanger elements consist of a bar made in 30 mm diameter chrome-plated steel coupled by two M8 screws to the two side supports made of 2 mm thick matt white or silver-grey epoxy-powder coated steel sheet. The supports are coupled to the uprights via an anti-overturn and anti-extraction system; no screws, additional fittings or tools are required during assembly.

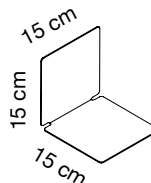
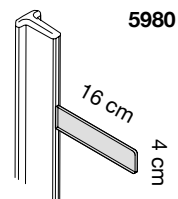
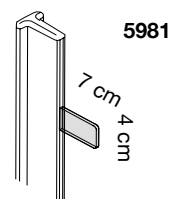


Clothes hanger Big

BOOKENDS

Codes: **5981** lenght 7 cm, height 4 cm  
**5980** lenght 16 cm, height 4 cm

Description: pair of bookends in translucent high-tech polymer which hook directly onto the upright hinge and are available in two sizes - 7 and 16 cm protruding from the upright.



5987-BO, 5987-GA

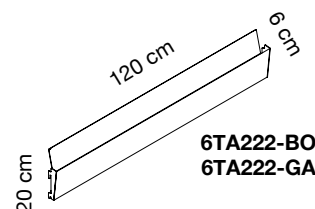
Codes: **5987-BO, 5987-GA, 5987-N** L 15 cm, P 15 cm, H 15 cm

Description: pair of bookends resting on the shelf made of shaped, folded matt white or silver-grey epoxy-powder coated steel sheet.

VERTICAL MAGAZINE RACK

Codes: **6TA222-BO, 6TA222-GA** L 120 cm, P 6 cm, H 20 cm

Description: vertical magazine rack made in matt white or silver grey epoxy-powder coated steel, folded to form a pocket to hold and display magazines. The magazine rack hooks directly onto the upright rack.



6TA222-BO  
6TA222-GA




Detail of vertical magazine rack

Caimi Brevetti S.p.A. reserves, by its unappealable judgment, the right to modify without prior notice the building materials, the technical and aesthetic specifications, as well as the dimensions of the products in this technical sheet, where pictures are purely as an indication.

BACK-TO-BACK JOINT

Code: **5991-C**

Description: if the BIG bookcases are supplied with uprights and bases, and assembled in the centre of the room, they must be firmly coupled back-to-back using a two-faced fitting. The coupling is achieved using two pairs of connecting elements made in chrome-plated steel that unite the uprights together in two different points. Coupled bookcases must be statically independent, then they must both have rear bracing bars.



**5991-C**



**Big bookslelf back-to-back elements**



**Big bookshelf**