



FICHA TÉCNICA
TAQUILLAS MODULARES
SERIES V, T, M, C, P, B y Z





SERIE AV
1 puerta por columna



SERIE AT
2 puertas por columna



SERIE AM
3 puertas por columna



SERIE AC
4 puertas por columna



SERIE AP
5 puertas por columna



SERIE AB
6 puertas por columna



SERIE AZ
8 puertas por columna

CARACTERÍSTICAS

Fabricadas en chapa de acero laminado en frío, calidad DC01, según norma europea EN 10130 con un contenido en carbono inferior al 0.12%. Espesor de 0.6 mm.

Tratamiento previo al pintado de pasivado y desengrase con fosfatación amorfa.

Secado en horno a 180°C durante 15 minutos.

Pintadas con pintura Epoxi-poliéster en polvo mediante cabinas robotizadas.

Sistema de inicial y extensiones.

Sencillo montaje. Ampliable a voluntad.

Laterales, techos, zócalos y separadores

Pintados en gris RAL 7035 Microtexturado. Espesor mínimo de 50 micras.

Puertas

Pintadas en azul RAL 5010 Microtexturado o gris RAL 7035.

Microtexturado. Espesor mínimo de 50 micras.

Doble plegado perimetral.

Bordes sin aristas cortantes y bisagras ocultas.

Con tarjetero.

Con rosetas de ventilación en los modelos AV, AT, AM y AC.

Cerraduras de cilindro cromadas con dos llaves.

Puertas con refuerzo longitudinal en forma de omega y anilla toallero.

Fondos, bandejas y colgador

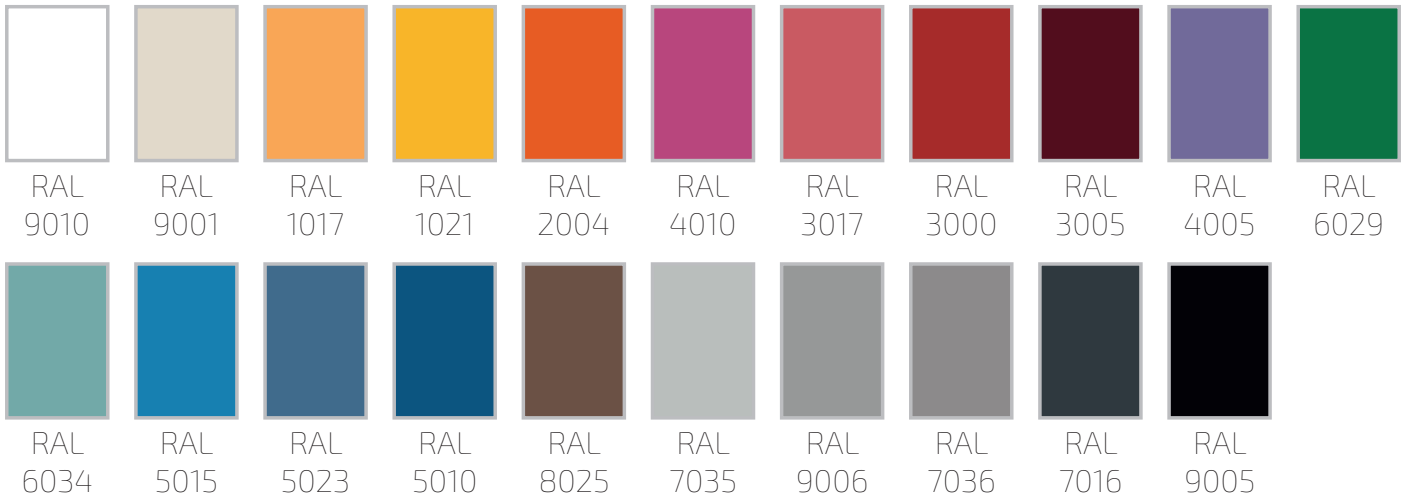
Fabricados en acero galvanizado de calidad DX51D según norma EN-10346.

Bandeja-colgador para perchas en la serie AV.

Colgador para perchas en la serie AT.



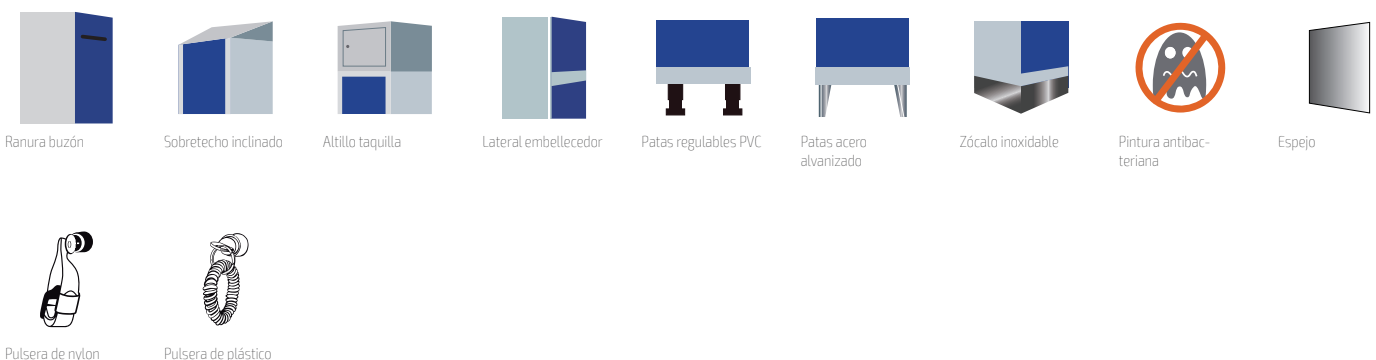
COLORES



CERRADURAS



OPCIONES

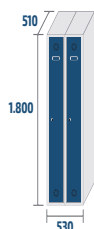


COMBINACIONES Y MEDIDAS


SERIE AV



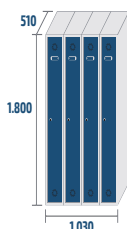
AV-25/1
COD: 32501
19,2kg · 0,26m³



AV-25/2
COD: 32502
32,4kg · 0,49m³



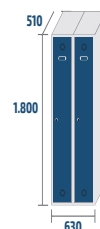
AV-25/3
COD: 32503
45,5kg · 0,72m³




AV-25/4
COD: 32504
58,7kg · 0,95m³



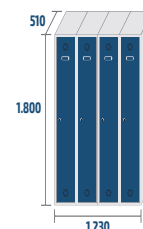
AV-30/1
COD: 33001
21,5kg · 0,30m³



AV-30/2
COD: 33002
37kg · 0,58m³




AV-30/3
COD: 33003
52,5kg · 0,85m³



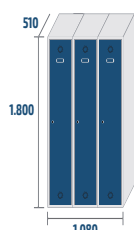
AV-30/4
COD: 33004
68kg · 1,13m³



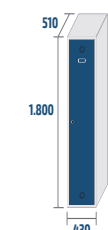
AV-35/1
COD: 33501
22,8kg · 0,35m³



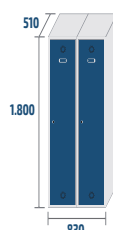
AV-35/2
COD: 33502
39,6kg · 0,67m³




AV-35/3
COD: 33503
56,4kg · 0,99m³



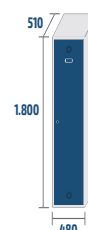
AV-40/1
COD: 34001
26,5kg · 0,39m³




AV-40/2
COD: 34002
47kg · 0,76m³



AV-40/3
COD: 34003
67,5kg · 1,13m³



AV-45/1
COD: 34501
27,9kg · 0,44m³

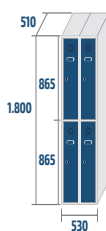


AV-45/2
COD: 34502
49,8kg · 0,85m³


SERIE AT



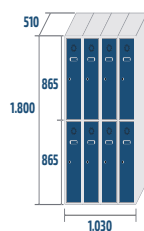
AT-25/1
COD: 32511
19,9kg · 0,26m³




AT-25/2
COD: 32512
33,8kg · 0,49m³



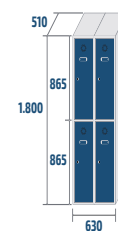
AT-25/3
COD: 32513
47,7kg · 0,72m³



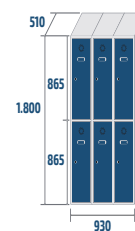
AT-25/4
COD: 32514
61,6kg · 0,95m³



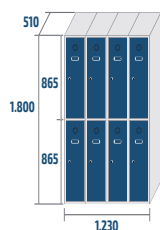
AT-30/1
COD: 33011
21,1kg · 0,30m³



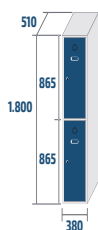
AT-30/2
COD: 33012
36,2kg · 0,58m³



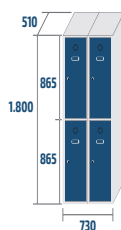
AT-30/3
COD: 33013
51,3kg · 0,85m³



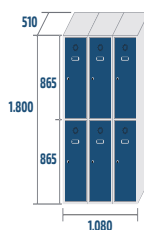
AT-30/4
COD: 33014
66,4kg · 1,13m³




AT-35/1
COD: 33511
22,7kg · 0,35m³



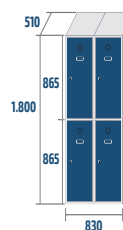
AT-35/2
COD: 33512
39,4kg · 0,67m³



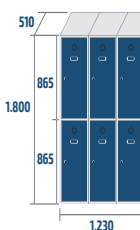
AT-35/3
COD: 33513
56,1kg · 0,99m³



AT-40/1
COD: 34011
25kg · 0,39m³




AT-40/2
COD: 34012
44kg · 0,76m³



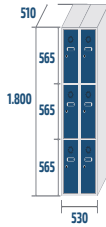
AT-40/3
COD: 34013
63kg · 1,13m³

COMBINACIONES Y MEDIDAS

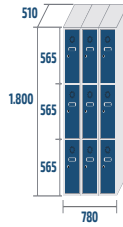
SERIE AM



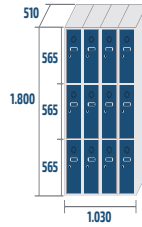
AM-25/1
COD: 32531
20,9kg · 0,26m³



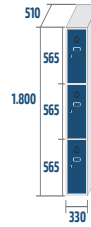
AM-25/2
COD: 32532
35,8kg · 0,49m³



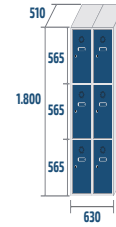
AM-25/3
COD: 32533
50,6kg · 0,72m³



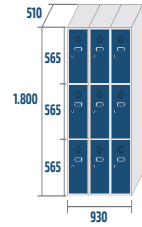
AM-25/4
COD: 32534
65,5kg · 0,95m³



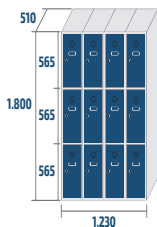
AM-30/1
COD: 33031
22,2kg · 0,30m³



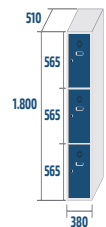
AM-30/2
COD: 33032
38,4kg · 0,58m³



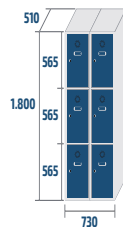
AM-30/3
COD: 33033
54,6kg · 0,85m³



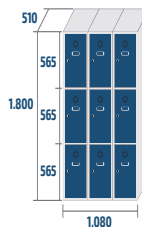
AM-30/4
COD: 33034
70,8kg · 1,13m³



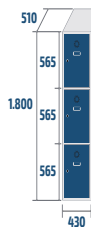
AM-35/1
COD: 33531
23,7kg · 0,35m³



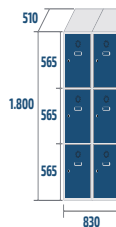
AM-35/2
COD: 33532
41,4kg · 0,67m³



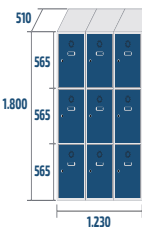
AM-35/3
COD: 33533
59,1kg · 0,99m³



AM-40/1
COD: 34031
25,2kg · 0,39m³




AM-40/2
COD: 34032
44,4kg · 0,76m³

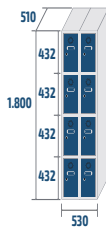


AM-40/3
COD: 34033
63,6kg · 1,13m³

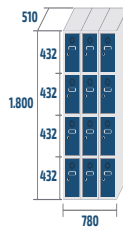
SERIE AC



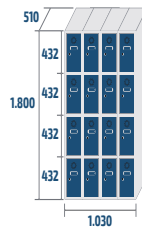
AC-25/1
COD: 32521
21,8kg · 0,26m³




AC-25/2
COD: 32522
37,6kg · 0,49m³



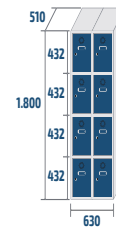
AC-25/3
COD: 32523
53,4kg · 0,72m³



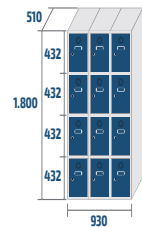
AC-25/4
COD: 32524
69,2kg · 0,95m³



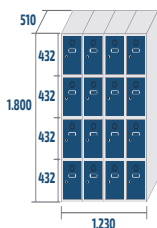
AC-30/1
COD: 33021
23,3kg · 0,30m³




AC-30/2
COD: 33022
40,7kg · 0,58m³



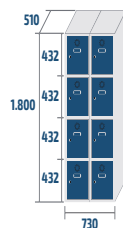
AC-30/3
COD: 33023
58kg · 0,85m³



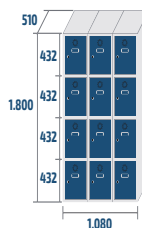
AC-30/4
COD: 33024
75,4kg · 1,13m³



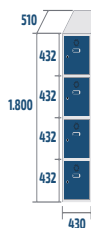
AC-35/1
COD: 33521
25,08kg · 0,35m³



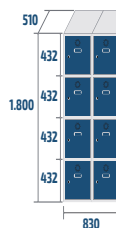
AC-35/2
COD: 33522
44,16kg · 0,67m³



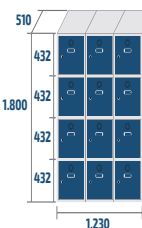
AC-35/3
COD: 33523
63,24kg · 0,99m³



AC-40/1
COD: 34021
26,7kg · 0,39m³




AC-40/2
COD: 34022
47,4kg · 0,76m³



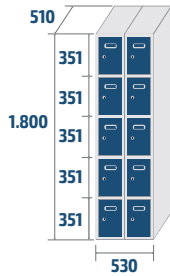
AC-40/3
COD: 34023
68,1kg · 1,13m³

COMBINACIONES Y MEDIDAS

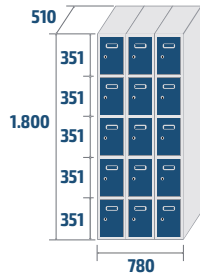
SERIE AP



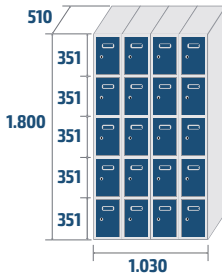
AP-25/1
COD: 32551
22,7kg · 0,26m³




AP-25/2
COD: 32552
39,4kg · 0,49m³



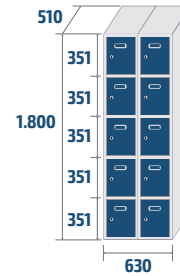
AP-25/3
COD: 32553
56,1kg · 0,72m³



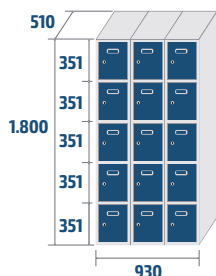
AP-25/4
COD: 32554
72,8kg · 0,95m³



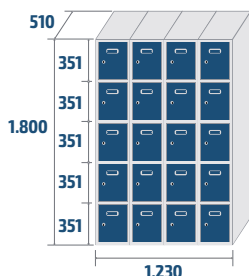
AP-30/1
COD: 33051
24,4kg · 0,30m³



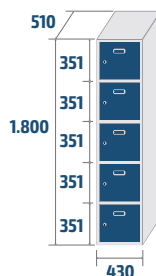
AP-30/2
COD: 33052
42,9kg · 0,58m³



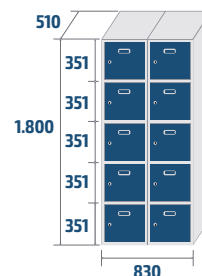
AP-30/3
COD: 33053
61,3kg · 0,85m³



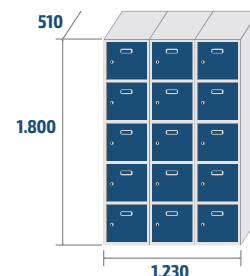
AP-30/4
COD: 33054
79,8kg · 1,13m³



AP-40/1
COD: 34051
28,1kg · 0,39m³




AP-40/2
COD: 34052
50,2kg · 0,76m³

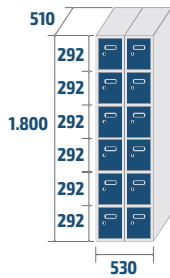


AP-40/3
COD: 34053
72,3kg · 1,13m³


SERIE AB



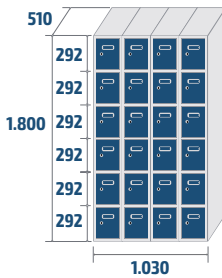
AB-25/1
COD: 32561
23,6kg · 0,26m³



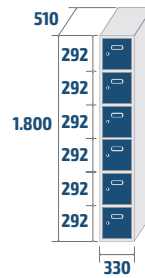
AB-25/2
COD: 32562
41,2kg · 0,49m³



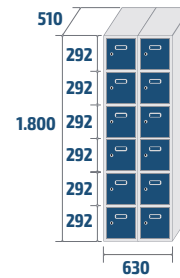
AB-25/3
COD: 32563
58,8kg · 0,72m³




AB-25/4
COD: 32564
76,4kg · 0,95m³



AB-30/1
COD: 33061
25,5kg · 0,30m³




AB-30/2
COD: 33062
45,1kg · 0,58m³



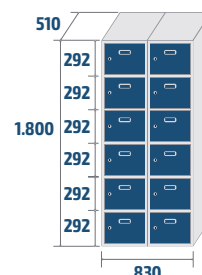
AB-30/3
COD: 33063
64,6kg · 0,85m³



AB-30/4
COD: 33064
84,2kg · 1,13m³



AB-40/1
COD: 34061
29,1kg · 0,39m³



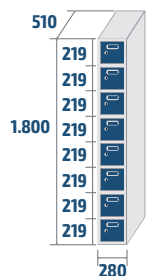
AB-40/2
COD: 34062
51,2kg · 0,76m³




AB-40/3
COD: 34063
73,3kg · 1,13m³

COMBINACIONES Y MEDIDAS

SERIE AZ



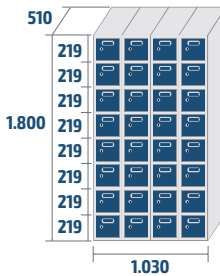
AZ-25/1
COD: 32581
25,4kg · 0,26m³



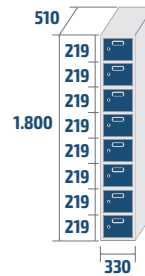
AZ-25/2
COD: 32582
44,8kg · 0,49m³




AZ-25/3
COD: 32583
64,2kg · 0,72m³




AZ-25/4
COD: 32584
83,6kg · 0,95m³



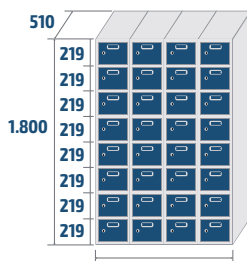
AZ-30/1
COD: 33081
27,7kg · 0,30m³




AZ-30/2
COD: 33082
49,5kg · 0,58m³



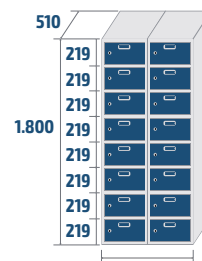
AZ-30/3
COD: 33083
71,2kg · 0,85m³



AZ-30/4
COD: 33084
93kg · 1,13m³



AZ-40/1
COD: 34081
31,9kg · 0,39m³



AZ-40/2
COD: 34082
56,8kg · 0,76m³



AZ-40/3
COD: 34083
81,7kg · 1,13m³

HUECO ÚTIL (mm)

MODELO	250			300			350			400			450		
	ALTO	ANCHO	FONDO	ALTO	ANCHO	FONDO	ALTO	ANCHO	FONDO	ALTO	ANCHO	FONDO	ALTO	ANCHO	FONDO
AV	1.706	195	446	1.706	245	446	1.706	295	446	1.706	345	446	1.706	395	446
AT	829	195	446	829	245	446	829	295	446	829	345	446			
AM	537	195	446	537	245	446	537	295	446	537	345	446			
AC	391	195	446	391	245	446	391	295	446	391	345	446			
AP	304	195	446	304	245	446	304	295	446	304	345	446			
AB	245	195	446	245	245	446	245	295	446	245	345	446			
AZ	172	195	446	172	245	446	172	295	446	172	345	446			

EMBALAJE EN PACK

Las taquillas se emban de forma individual en un pack, con plástico y cartón.

El pack inicial contiene las instrucciones de montaje.

Las dimensiones del pack son: 1850 mm alto x 530 mm largo x 40-80 mm de grosor dependiendo del modelo.

